



SCREEN DOORS

1300 992 902

www.glimpseoz.com.au

SELECTION CENTRE OPEN 7 DAYS!

24-28 Port Wakefield Rd, Gepps Cross 5094



ALU-GARD

The All-Aluminium security screening solution for Australian conditions. ALU-GARD is a perforated aluminium sheet retained in an extruded aluminium frame. ALU-GARD not only provides security, clarity of vision and strength, it is also corrosion resistant and looks great.

ALU-GARD Design

ALU-GARD utilises a strong (1.6mm thickness) aluminium sheet that is perforated, and powder coated to exacting standards. The sheet is retained in a frame with our riveted aluminium wedge retention system. The resulting screen is strong, extremely resistant to corrosion and provides clarity of vision.

Custom Built

All ALU-GARD products are custom built, made to measure to suit your exact requirements. ALU-GARD Security Screens are suitable for a wide range of residential and commercial applications including the following:

- Hinged Doors
- Sliding Doors
- Security Window Screens
- Balustrade
- Fencing

All fixings are covered with an adaptor ensuring a smooth and clean finished product.

X – GARD – One Way Mesh Security Doors

X – Gard is great when you want the privacy of a one-way mesh door and the strength of a Invisi-Gard door with out the bars normally needed to have this type of door. X – Gard doors are available in any frame colour and are recommended to have 3-point locks fitted for added security, for more info call us now.



INVISI-GARD STAINLESS STEEL

Combining the strength of Marine Grade 316 Stainless Steel with the beauty and flexibility of Aluminium, Invisi-Gard Security Screens offer unparalleled clarity of vision with uncompromised security. Using the unique, patent pending, Invisi-Gard Pressure Retention and Isolation Method, you can be assured that the Stainless-Steel Mesh will defy the most determined attack from both intruders and corrosion. Tested and approved in accordance with Australian Standard AS2803.1, you can be assured of having made the right choice when you choose Invisi-Gard.

- Marine Grade 316 Stainless Steel Mesh
- Heavy Duty Extruded Aluminium Frames
- Patent Pending Pressure Retention System
- Tested to strict Australian standards
- Choice of a multitude of Powder coated and Anodised colours
- Requires only a minimum amount of maintenance
- Protected by a 10 year warranty (conditions apply)

STANDARD RANGE



Grille Design 122


Grille Design 125

Grille Design 127
Standard Diamond

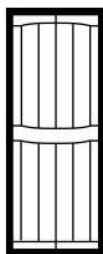
Grille Design 133

SECURE GRILLE RANGE


Hinged Doors



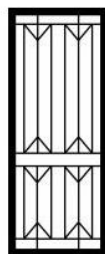
SG1



SG2



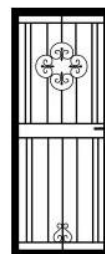
SG3



SG4



SG5



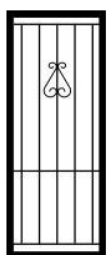
SG6



SG7




SG8



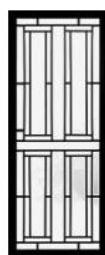
SG9



SG10



SG11



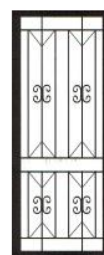
SG12



SG13



SG14



SG15



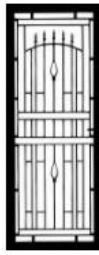
SG16

COLONIAL CASTINGS RANGE

Hinged Doors



SP14AB



SP29AB



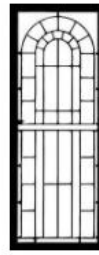
SP27AB



SP37AB



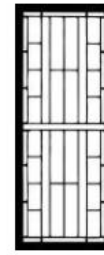
SP50AB



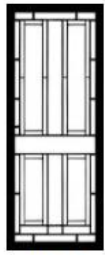
SP13AB



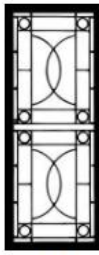
SP33AB



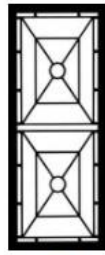
SP13BB



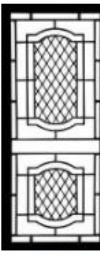
SP34AB



SP17



SP30



SP44AB



SP7



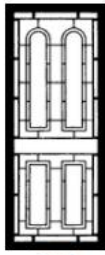
SP6



SP21



SP10



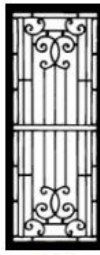
SP35



SP52



SP53



SP55



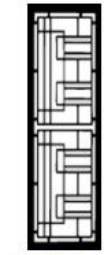
SP57AB



SP61AB with Glass Insert



SP62AB with Glass Insert



SP65AB with Glass Insert

Colours to Match Colour Bond Steel



Classic Cream



Paper Bark



Dune



Surfmist



Sandbank



Pale Eucalypt



Bushland



Shale Grey



Jasper



Wilderness



Woodland Grey



Windspray



Headland



Plantation



Blueridge



Ironstone




Manor Red



Cottage Green



Deep Ocean



Night Sky

MESH TYPES

Fly Wire

Standard fly wire is not designed for high use areas it is only recommended for low use areas, it can get holes in it quite easily and is not recommended if you have animals or small children.

One way mesh/privacy mesh

One way mesh is great for people who like that extra privacy, it is designed to RESTRICT vision from outside of the door one way mesh is NOT a 100% block out and works better in different situations ie how much light you have behind the screen door, if you have lights on behind the door you will often be able to see through it especially at night, also if there is a door or window behind the door this will often make the one way mesh not as effective. light colours mesh often work better as well because the light reflects better.

Paw Proof mesh / Pet Mesh

Paw proof mesh is exactly what is in the name, it is designed to be paw proof so dogs and cats can scratch at it and not put a hole in it or leave scratch marks on it, this mesh is also great for high traffic areas, it is made from fibre glass which makes it soft to touch but retractable and stretchable paw proof is around 19 times stronger than standard fly wire.

AluScreen Plus

Aluscreen is a heavy-duty aluminium type fly wire which is similar to paw proof except its made of aluminium, it's great for high use areas and pet friendly, it is also highly see through not compromising on the view out or in.